


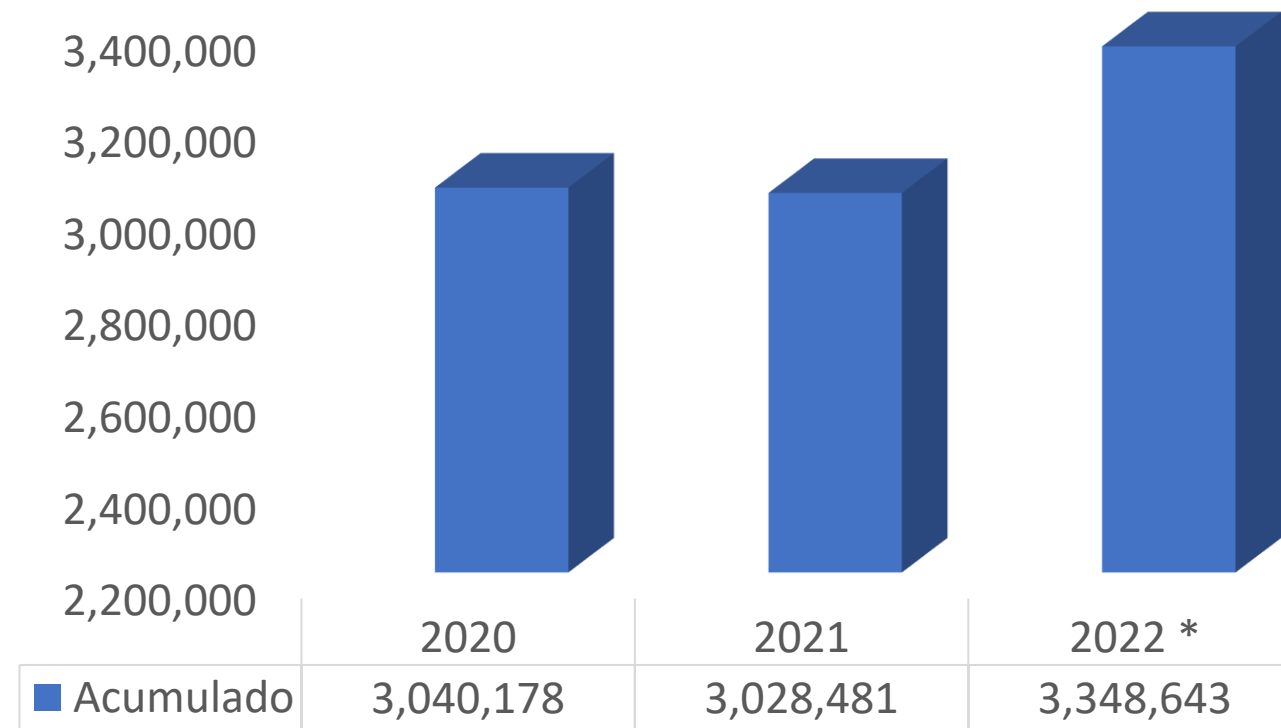
CSI GROUP



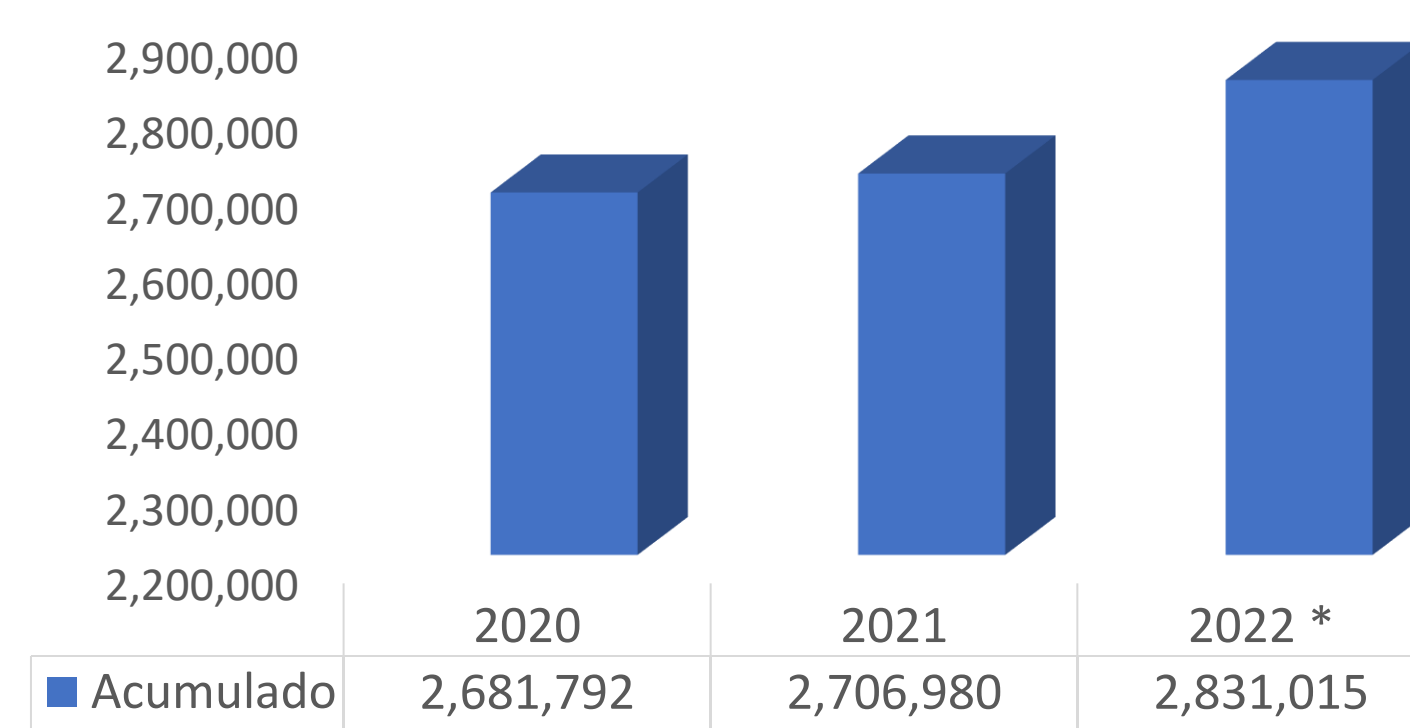
CSI

**Automotive
LOGISTICS
& SUPPLY CHAIN**
MEXICO

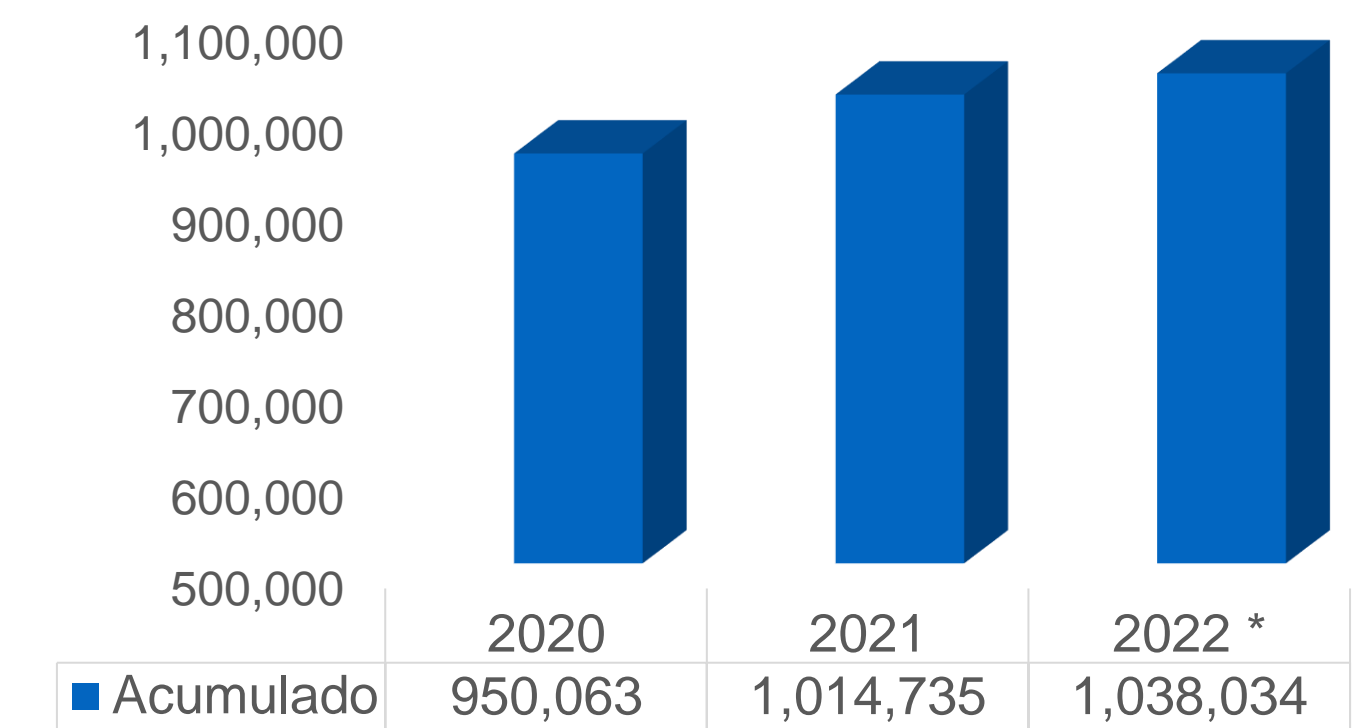
Mexican Production



Exported Vehicles



National Sales



Year	Production
2020	3,040,178
2021	3,028,481
2022	3,348,643

Dif 22-21	320,162
Dif 22-21 %	10.57%

Dif 22-20	308,465
Dif 22-20 %	10.15%

Year	Vehicles Exported
2020	2,681,792
2021	2,706,980
2022	2,831,015

Dif 22-21	124,035
Dif 22-21 %	4.58%



Dif 22-20	149,223
Dif 22-20 %	5.56%

Year	Sales
2020	950,063
2021	1,014,735
2022	1,038,034

Dif 22-21	23,299
Dif 22-21 %	2.30%

Dif 22-20	87,971
Dif 22-20 %	9.26%

2022 data estimated through december. *

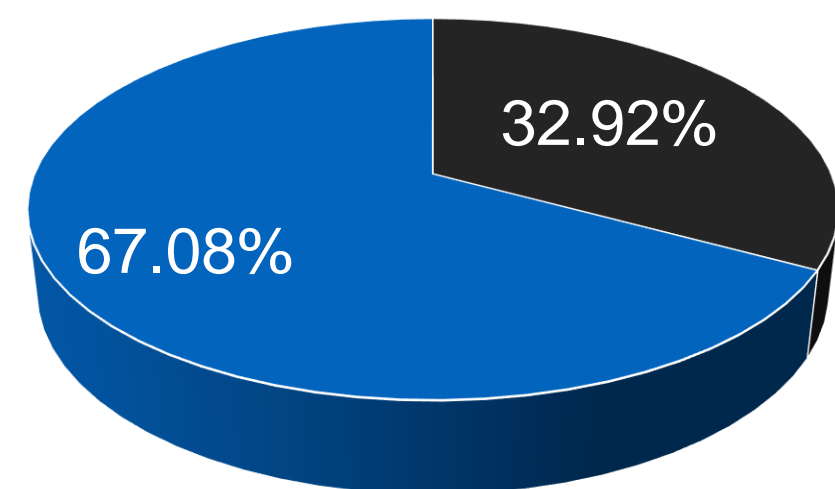


Vehicle sales in Mexico

Origin	2020	2021	2022 *	Diff 2022 vs 2020	Diff %
National Production	361,964	367,235	341,677	-20,287	-5.60%
Imports	588,099	647,500	696,359	108,260	18.41%
Total	950,063	1,014,735	1,038,036	87,973	9.26%

Percentage of total sales	2020	2021	2022 *
National Production	38.1%	36.2%	32.9%
Imports	61.9%	63.8%	67.1%

Percentage of sales in Mexico per origin



■ National Production ■ Imports

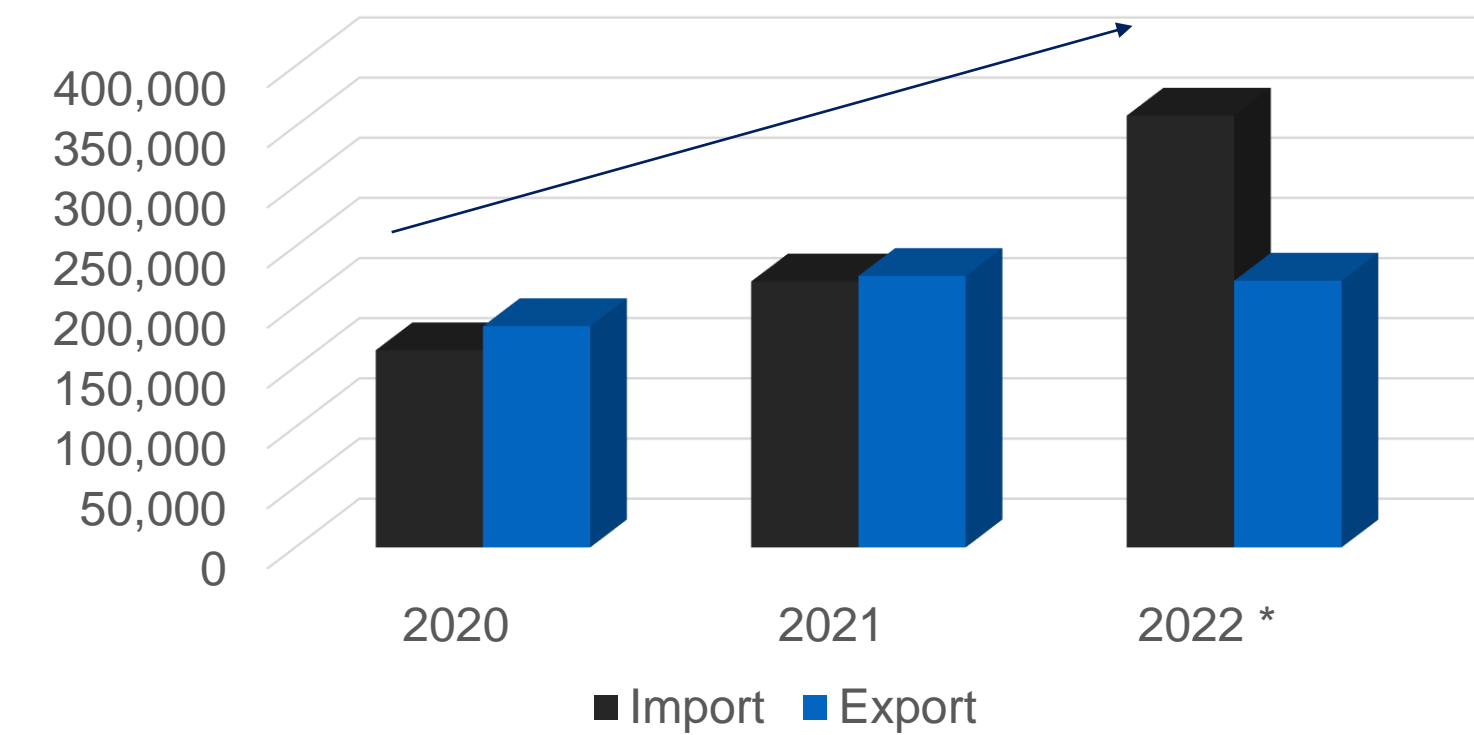
Diff import sales 2022 vs 2020

108,260
18.41%

Port of Lázaro Cardenas

Market	2020	2021	2022 *
Import	163,765	220,906	358,883
Export	183,752	225,557	221,601
Total	347,517	446,463	580,484

Port of Lázaro Cardenas



Dif 2022 vs 2020	Dif 2022 vs 2020 %
195,118	119.1%
37,849	20.6%
232,967	67.0%

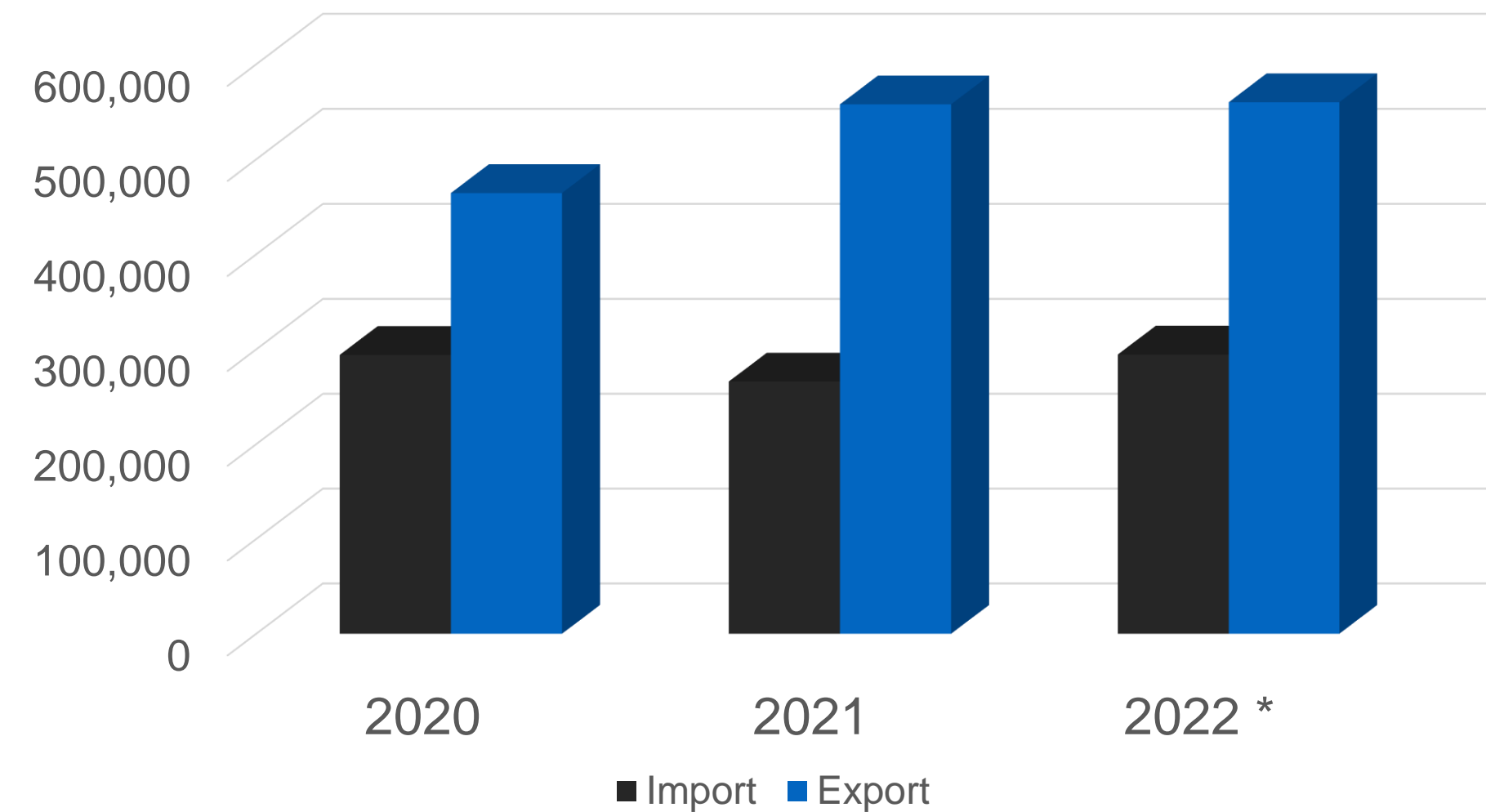


- Port Authority – on going rehabilitation and maintenance of an additional area for vehicle storage.
- Adding infrastructure for CCTV and perimeter delimiting fence.
- Estimated 6,000 additional spaces.
- Work expected to conclude in April 2023
- ASIPONA is working on installation of solar powered lighting for some areas within the Port.
- Incentives for exports, new reduced wharfage fee starting Nov. 2022 **

Port of Veracruz

Market	2020	2021	2022 *
Import	294,101	265,974	294,541
Export	464,414	557,727	559,976
Total	758,515	823,701	854,517

Port of Veracruz



Dif 2022 vs 2020	Dif 2022 vs 2020 %
440	0.1%
95,562	20.6%
96,002	12.7%

2022 data estimated through December. *
Information Provided by the Port Authority of Veracruz.. **



PRIVACY POLICY

The information contained in this document provides a general overview of CSI Group. It is not intended to be a complete review of all matters concerning the Group. The Group has taken all reasonable care in producing and publishing information contained on this document, and will endeavor to do so regularly. Material on this document may still contain technical or other inaccuracies, omissions, or typographical errors, for which the Group assumes no responsibility. The Group makes no representations nor provides any warranty as to the accuracy, currency, or completeness of such information. The contents of this document may be revised by the Group at any time without prior notice. The information posted on this document may be superseded by subsequent disclosures. In no event shall the Group be liable for any direct, indirect, consequential or other damages arising or connected with the use of this document or the information herein. When accessing this document, you commit to not reproduce or use any industrial and intellectual property right belonging to The Group without their specific authorization.

COPYRIGHT

© 2017 CSI Group or its affiliate companies. All rights reserved. No part of this publication may be reproduced or transmitted in any form or for any purpose without the express permission of CSI Group or its affiliate companies.

CSI Group and other CSI products and services mentioned herein as well as their respective logos are trademarks or registered trademarks of CSI Group (or its affiliate companies) in Mexico and other countries. All other product and service names mentioned are the trademarks of their respective companies.

Please see <http://http://www.csigroup.com.mx/Sunus/PrivacyPolicy.aspx> for additional trademark information and notices.